


Dane County EMS Newsletter

June, 2023



Cardiac Arrest Survivor Celebration

Join us on July 23rd to celebrate the 2022 cardiac arrest survivors and recognize the amazing cardiac care provided by our local public safety agencies! Chiefs have been notified of all the survivors that have RSVP'ed, and we especially encourage those who were part of their saves to attend. Please double check with your chief if you believe you may have a survivor attending but have not heard anything.

If your survivor is in attendance, you will be able to reserve one free ticket for yourself and given the option to purchase tickets for any additional guests you would like to bring. There is no cost to attend the celebration itself, however a ticket will need to be reserved/purchased if you plan to eat or attend the game.

We hope you'll consider attending this celebration of life and dedicated work! Please RSVP at <https://www.surveymonkey.com/r/survivorcelebration2023>.



June Viz Quiz

You are responding to the local baseball field for a patient who was struck in the face by a line drive. The patient is a 17 y/o female with no significant past medical history. She states that she was in the stands and wasn't looking when a foul ball hit her in the left side of the face. There was no loss of consciousness, there is no pain to the neck or the back and she is moving all extremities equally. She complains of pain around her LEFT eye that increases when looking around. She gets severely nauseated when trying to look up. Your partner points out that there is not much external trauma, but as the patient looks up, you notice this physical exam finding:



<https://www.mdpi.com/2504-463X/2/3/7>

Based on the history and exam findings, you believe that this patient has:

- A. Orbital Floor Fracture with Entrapment
- B. Post Traumatic Central Venous Sinus Thrombosis
- C. Traumatic Occipital Stroke
- D. Traumatic Iritis


Submit your answers at <https://www.surveymonkey.com/r/27B2289> for the chance to win a prize!

May Viz Quiz Follow Up

Answer: E. Peritonsillar Abscess. Treat with steroids, antibiotics, airway management, and incision and drainage in the ER.

Congratulations to Tim from Sun Prairie EMS for winning the May Viz Quiz prize!





Case Study

Case Study: You have been paged to a 17A3 - Falls/NON RECENT call. Per CAD notes, the patient is a 47 y/o female who fell a few days ago. The fall was accidental, from ground level. The patient is completely alert and is no longer on the ground. You arrive to find the patient sitting on her couch, awake and alert. She tells you that she fell while leaving a bar yesterday morning and was evaluated in an Emergency Department where she was found to have a left ankle fracture. She is wearing a walking boot and has been taking hydrocodone/acetaminophen but has had little relief. During the day yesterday she began having tingling in her right arm and right leg, as well as "vision issues". She has difficulty describing her vision changes, but your partner notices that she doesn't seem to have as good of peripheral vision on her Right as she does on her Left.

Her blood sugar is 239, her pulse is 102 and her BP is 193/114. Her face is symmetric and her grip strength is equal. Her lower extremities are difficult to assess due to the boot, but no weakness is appreciated. She is able to see objects across the room easily. A BE-FAST is performed and negative. During the transport, she complains of pain in her fractured leg and is given analgesics.

Discussion:

- What should your first treatment be for this patient?
- Is this patient presentation related to alcohol, medications, or a stroke?
- What other exam or test results would be helpful?

The Patient was evaluated with the Neuro Stroke team and was found to have an Occipital Stroke with Homonymous Hemianopia (see attached figure).

- Visual defect involving either the two right or the two left halves of the visual fields of both eyes. It is caused by lesions of the optic tract, the lateral geniculate nucleus, the optic radiations and the occipital cortex
- Often disabling, causing difficulties with reading and visual scanning. Patients may fail to notice relevant objects or avoid obstacles of the affected side, causing collisions with approaching people or cars.
- May be fixed loss due to a stroke, or a transient phenomenon resulting from migraine, TIA, or seizure

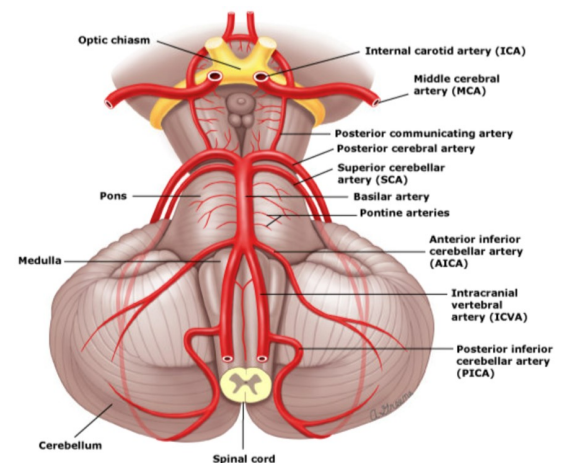
Cause: Infarctions of the Posterior Cerebral Arteries (PCA) may result in homonymous hemianopia. Pinprick sensation may be reduced

Detection:

- Complaints of vision changes should prompt a visual field evaluation by confrontation. Standing directly in front of the patient, bring your fingers in from all four quadrants of the periphery and have the patient tell you when they notice them; this is evaluated against your own visual fields (which are presumed to be normal!).
- Occipital and Posterior Circulation strokes can be VERY difficult to detect; if symptoms seem strange or confusing, have a high index of suspicion!

Prognosis

- No or few treatments are usually offered. Some rehab techniques have been suggested but are very controversial
- Rate of improvement of homonymous hemianopia varies greatly (from 18-67%). One study reported 46% spontaneous improvement within 3 weeks; another reported 67% recovery within 1 month.
- Most patients with homonymous hemianopia are unaware of their visual field defect; they could be dangerous behind the wheel!



www.uptodate.com/contents/homonymous-hemianopia

Protocol Quiz

Test your knowledge on the Dane County EMS Protocols by completing the [June Newsletter Protocol Quiz](#). Email Morency.courtney@countyofdane.com for the annotated answers and where to find them in the protocols!

Upcoming Events and Training

6/30 - Deadline to Submit EMS Renewal Applications

Applications are available in your [E-Licensing](#) account under the "Application" tab. For more information, visit the [Wisconsin 2023-2026 EMS Renewal website](#). For questions or help, contact the [Wisconsin EMS Section](#).

7/23 - Cardiac Arrest Survivor Celebration

RSVP at <https://www.surveymonkey.com/r/survivorcelebration2023>